

## HCS-8300 Series Application Software

HCS-8300 application software is comprehensive, reliable and user-friendly. But it is also an easy care software system which helps the operator to manage the conference efficiently from the very beginning of a meeting until the post-meeting work. With the PC installed HCS-8300 application software connected into the Fully Digital Conference System (FDCS), the operator can manage all aspects of the conference centrally. The operation turns out to be easy and efficient.

HCS-8300 application software is a modularized software with various functional modules:

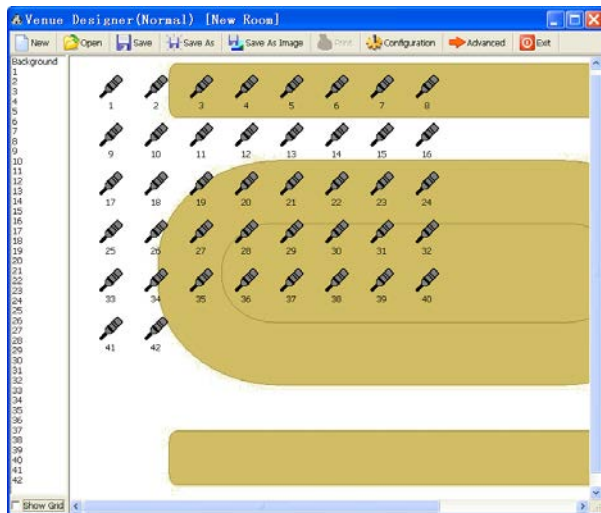
- Basic System Setup Management Software Module (HCS-8210)
- Professional Venue Design Software Module (HCS-8212)
- Microphone Management Software Module (HCS-8213)
- Voting Management Software Module (HCS-8214)
- Video Control Software Module (HCS-8215)
- Simultaneous Interpretation Software Module (HCS-8216)
- Intercom Software Module (HCS-8218)
- Synchronous Audio Recording Management Software Module (HCS-8219)
- Multi-User Conference Control Software Module (HCS-8221)
- Dual PC Server Hot Spare Software Module (HCS-8222)
- Agenda Control Software Module (HCS-8223)
- Speech Prompt Module (HCS-8224)
- Dual System Main Unit Hot Spare Software Module (HCS-8225)
- Touched/Contactless IC-Card Sign in Management Software Module (HCS-8226)
- Fingerprint Identification Management Software Module (HCS-8229)
- Electronic Nameplate Management Software Module (for HCS-1080, HCS-8338-NP and HCS-8348-NP) (HCS-8231)
- Electronic Nameplate Management Software Module (for HCS-1081) (HCS-8232)
- CongressMatrix Software Module (HCS-8238)
- Congress Service Management Software Module (HCS-8239)
- Video Service Software Module (HCS-8240)
- File Management Software Module (HCS-8241)
- Congress Nameplate Building Software Module (HCS-8242)
- Digital HD Video Recording Management Software Module (HCS-8243)
- Rooms & Booths Combine Control Software Module (HCS-8244)



## HCS-8210 Basic Software Module

Basic software module consists of an amount of facilities, e.g. venue design (normal edition), conference management, main unit configuration, contribution unit configuration, information display, system detection, system report, and user management.

### Venue design facility



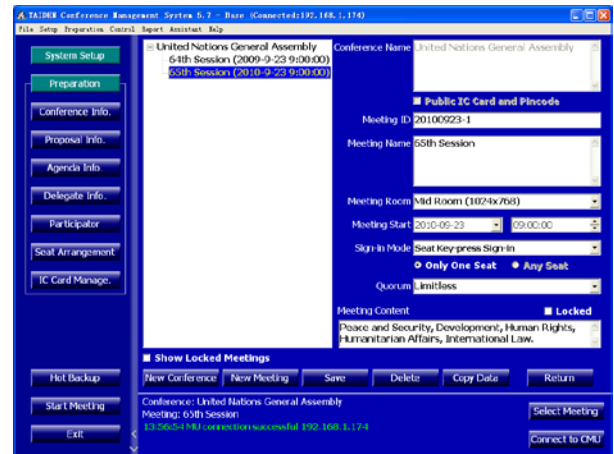
Venue design (normal edition)

### Functions

Converts the venue seating into an intuitive, graphical and controllable interface as a basis for further use, according to the actual layout of the venue

- Self-designing the background picture and color, supporting pictures of any size
- Microphone number, amount of microphones per line, icon type - icon transparency optionally
- Freely drag and drop the microphone icon
- Reconfiguration of the initialized settings, available at any time
- Save/open files for file management
- Especially suitable for small-scale and medium-sized meeting room/hall. The professional edition of venue design module offers more facilities described in HCS-8212 Professional Venue Design Module

### Conference information management



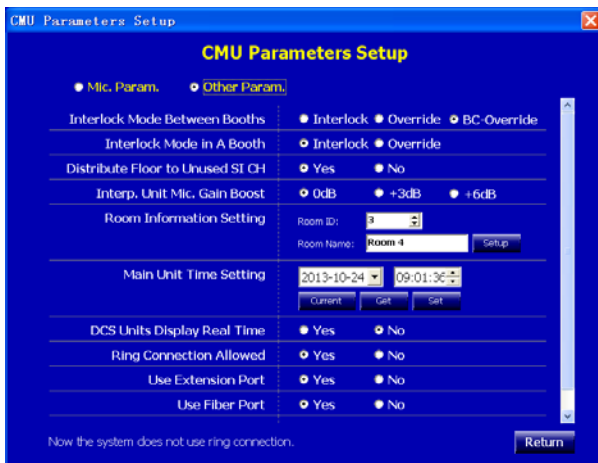
Conference information

### Functions

Comprehensive conference information management facility, for clear and easy user management.

- Includes conference name and meeting information
- Each conference consists of several meetings
- Creation of a new meeting for appointed conference
- Meeting:
  - ◆ Meeting content: meeting name, meeting room name, meeting start time, sign in mode, quorum and conference content
  - ◆ Display of convoked meetings in distinct colors
  - ◆ Locking a convoked meeting for meeting data protection
- Freely switch between the meetings to manage

## Main unit configuration facility



CMU parameters setup



Main unit control panel

## Functions

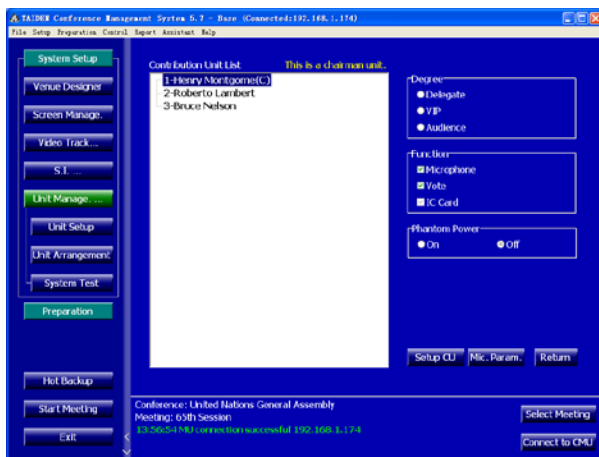
Module provides **CMU parameters setup** and **CMU control panel** sub-modules.

### ■ CMU parameters setup:

- Microphone Parameters:
  - ◆ Voice Sensitivity Level: set the sensitivity "Level" and "Off Time" to open microphone in Voice mode
  - ◆ Video Track:
    - Status: turn on/off video track function
    - Display Name: whether display delegate name or not when video track is active
    - Mode: set video track mode as FIFO or VIP First when video tracking
  - ◆ Chairman Priority Mode: set the operation when the chairman unit presses the priority button
    - All Off: turn off all microphones of delegates
    - All Mute: mute all microphones of delegates temporarily; once the button released, the former state is restored
    - Disabled: disable chairman unit's priority function. If disabled, the function of the priority key is the same as the Mic. On/Off key
  - ◆ Ring Mode: turn on/off all ring tones of the conference units when applying to speak, on receipt of a short message or on IC card insertion

- ◆ Reduce HP volume when Mic. Active: select whether reduce headphone volume or not when Mic. active
- ◆ Handheld Mic. PTT Mode: force handheld microphone to PTT mode
- ◆ Mic. Green LED Ring: the illuminated ring will be lighted when the microphone is applying
- ◆ When abnormally disconnected, switch from Apply mode to Open mode
- Other Parameters:
  - ◆ Interlock Mode Between Booths: Booths output channels interlock mode (Interlock/ Override/ BC-Override), in BC-Override mode, channel A was protected, cannot override
  - ◆ Interlock Mode in A Booth: interlock mode (Interlock/ Override) in the same booth among the interpreter units;
  - ◆ Distribute Floor to Used SI CH: select whether to distribute floor to used SI channel automatically or not when the SI channel is not operated
  - ◆ Interp. Unit Mic. Gain Boost: 0dB, +3dB or +6dB is optional;
  - ◆ Room Information Setting: set up room ID and room name, the setup will take effect after restart of the main unit
  - ◆ Main Unit Time Setting: setup the time displayed on the LCD of the main unit's front panel
    - Current: display the time of the DCS server
    - Get: read the time of the main unit
    - Set: set the time of the main unit according to the time of the DCS server
  - ◆ DCS Units Display Real Time: select whether the contribution units display real time or not
  - ◆ Ring Connection Allowed: select whether ring connection topology is allowed or not
  - ◆ Use Extension Port: select whether use extension port or not
  - ◆ Use Fiber Port: select whether use fiber port or not
  - ◆ Enable Unit Control Nameplate Page: select whether allow multi-media terminal to control corresponding nameplate
- **CMU control panel:** synchronously display and adjust the status of the Congress Main Unit, for flexible control of the CMU by the operator
  - ◆ Active Microphones (1/2/3/4)
  - ◆ Operation mode (OPEN/OVERRIDE/VOICE/APPLY/PTT)
  - ◆ Master Volume (-30 dB – 0 dB)

## Contribution unit configuration facility



Set up contribution unit interface

## Information display



Short message

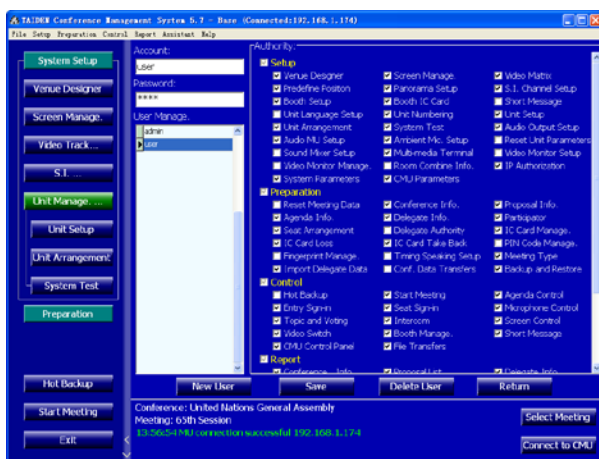
## Functions

Set up and reconfigure internal parameters of the contribution unit by the administrator.

Parameters include:

- Contribution unit status (Delegate/VIP/Audience)
- Built-in facilities (Microphone/vote/IC-Card sign-in)
- Microphone sensitivity and EQ
- Easy reconfiguration of the internal settings
- Easy selection of any chairman unit to be executive chairman unit

## User management

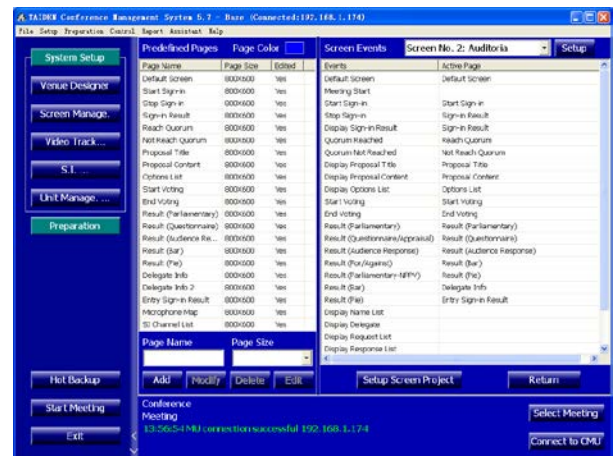


User management interface

## Functions

Create/delete a user, change user password and authorization

- Create a new user, and set his/her account, password, authority
- Change user's password and authorization
- Supports deleting a user



Screen management

## Functions

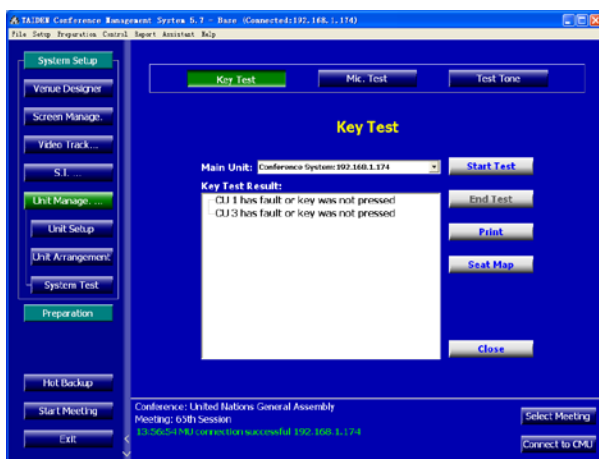
Include screen management and short message.

- **Screen management:** design of a screen and its related activated event
  - ♦ Set distinct screen projects for distinct conferences and languages
  - ♦ Predetermination of screen page contents: includes page color, page name, page size, etc.
  - ♦ Editing screen page contents: includes add text, picture, delegate's photo, voting results, etc.
  - ♦ Select the page to display when conference event starts. Each conference event corresponds to a particular screen page
  - ♦ Allocation of an alias for each screen for more convenience
- **Short message:**
  - ♦ Write short message: write short message up to the permitted message size, synchronous display for preview purposes. Supports various Chinese/English fonts and formats.
  - ♦ Send short message: select the compiled short message and send it/them to the unit(s), e.g. all contribution units (CU), all interpreters / non-interpreters, chairman and selected CU etc.
  - ♦ Contribution unit should be equipped with LCD to receive and display the short message.

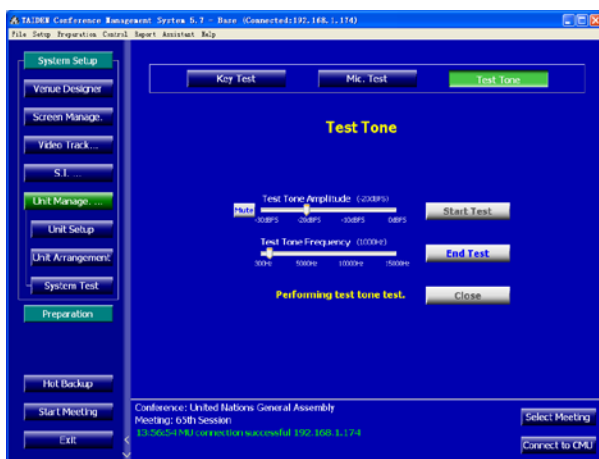
## System detection



Microphone test interface



Key test interface



Test tone test interface

## Functions

Online system test facility, including **microphone test**, **key test**, and **test tone test**

### ■ Microphone test, includes:

- ◆ Time setting for testing a microphone, valid for all microphones
- ◆ Facility to issue white noise for testing assistance
- ◆ Auto-detection of system-connected microphones with ID display of current tested microphone
- ◆ Sequential automatic test procedure: once time setting value reached, the tested unit is cleared and the sequencing unit is processed

### ■ Key test: starts key test for all system-connected contribution unit

- ◆ Main unit IP address display
- ◆ Contribution units enter key detection state for key tests immediately on start of key test routine
- ◆ Result display on software interface on routine completion
- ◆ Supports printout

### ■ Test tone test:

- ◆ The HCS-8301M must be connected with the conference main unit before test tone test
- ◆ The amplitude of the test tone can be adjusted: -30 dBFS – 0 dBFS, default: -20 dBFS
- ◆ The frequency of the test tone can be adjusted: 300 Hz – 15000 Hz, default: 1000 Hz
- ◆ Test tone amplitude and frequency are synchronized with the settings on HCS-8301M



## Report system



Report system

## Functions

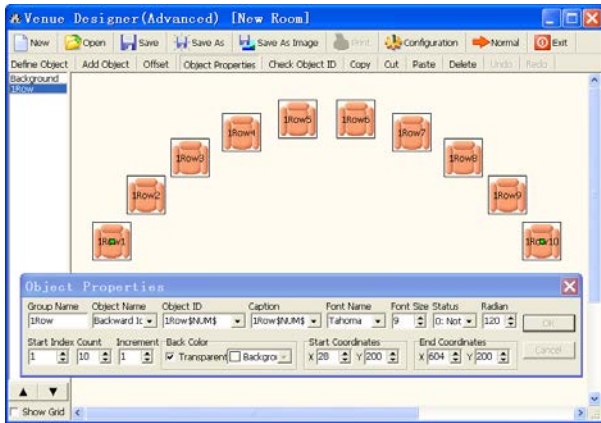
Conference information output from the software's database, for backup or printout purposes. The conference information includes:

- Conference information
- Proposal list
- Delegate information
- Sign-in report
- Voting result
- Summarizing voting results
- More reports

## Ordering Information

HCS-8210 .....Basic System Setup Management Software Module

## HCS-8212 Professional Venue Design Module



Venue design (professional)

### Functions

Unlike the normal edition of the Venue Design Module, the professional version has additional powerful functions to design manifold layouts of venues. The main difference is the availability of functional buttons for file operation (toolbar buttons) and object operation (buttons below toolbar buttons) in the toolbars. In addition, the functions are also available in the file right-click pop-up menu. Moreover, the Object Properties dialog box is floating on the window for fast changing the properties of current object.

- File operation:
  - ◆ Venue design supports file operation, including: new, open, save as, and print
  - ◆ Create a new conference file: set the background color, room size and other parameters, including:
    - Background
    - Line number
    - Amount per line
    - Seat icon
    - Seat direction
    - Transparent icon or not
    - Show as MIC. icon or not
    - Re-arrange seat position or not
  - ◆ The parameters above can be changed at any time through "Configuration" menu on the toolbar
  - ◆ Add seat/microphone icons line by line, 8 seats/microphones per line as default value. The amount of seats/microphones per line can be modified. While the normal edition can add only one seat at one go, the professional venue design module can add groups with more than one seat/microphone per group
  - ◆ Shifting facility for complete layout
- Define object:
  - ◆ Picture library with default (customized and/or recurrent) objects
  - ◆ Modifiable object information, e.g. object name, image path, distinguishable colors for displaying object images in different states (e.g. signed-in etc.)

- Powerful "object properties" function: object attribute can be set and changed, including:
  - ◆ Set group name and object name
  - ◆ Set unique ID and ID display mode for every object, supporting different fonts and sizes
  - ◆ Set starting object status
  - ◆ Set a radian for the object group and design seat layout according to true seating positions
  - ◆ Set start index of the object group
  - ◆ Change the amount of the units in an object group
  - ◆ Set numbering increment
  - ◆ Set initial background color and whether transparent or not
  - ◆ Set start and end coordinates of object group
- Object ID check facilities
- Support object copy, cut, paste and delete operation
- Object arrangement can be changed

### Ordering Information

HCS-8212.....Professional Venue Design Software Module

## HCS-8213 Microphone Management Module



Unit arrangement



Delegate information



Microphone control

- Assign a single seat for each delegate
- Section seating, automatic seat assignment for a group of delegates, supports new assignment – in parts or entirely
- Clear a single seat if required for a new assignment
- ♦ Unit arrangement: assign the Congress Units to the corresponding positions based on the true delegate seating, current cabling and layout:
  - Unit arrangement, assign the Congress Units to the true delegate seating
  - Delete unit, reassign the units
  - Locate seat position by menu operation
  - Operate the arranged units to check the arrangement

### ■ Delegate management includes three sub-modules: delegate information, participants and delegate authority

- ♦ Delegate information: create and manage the delegate's database
  - Edit delegate information: number, type, name, voting weight, leader (yes or no), presidium (yes or no), etc. Supports individual picture in the database
  - Users can customize the options in the above items
  - Customer-specific options for above items
  - Supports customized delegate grouping
  - Fast search facility
  - Database updatable
- ♦ Participants: select the delegates to participate in the conference from the database
  - List delegate information by group or by delegate type
  - Group adding function
- ♦ Delegate authority:
  - Degree: chairman or delegate
  - Authority: speak, vote and vote board

### ■ Microphone control: combined with venue design, seating arrangement, delegate management, conference management and microphone setup, for controlling and monitoring current microphone status, as well as automatic video tracking. Facility includes:

- ♦ Microphone on/off control
- ♦ Close all active microphone
- ♦ Approve/deny delegates' speaking requests
- ♦ Deny all speaking requests
- ♦ Delegate speech timing
- ♦ Record and save speaking
- ♦ Parliamentary mode control
- ♦ Detailed information available from the delegate database for online display purposes
- ♦ If cooperating with an automatic video tracking system, camera presets can be made for each discussion unit to transmit speaker's picture simultaneously to a hall display

## Functions

### Seat arrangement, delegate management and microphone control sub-modules

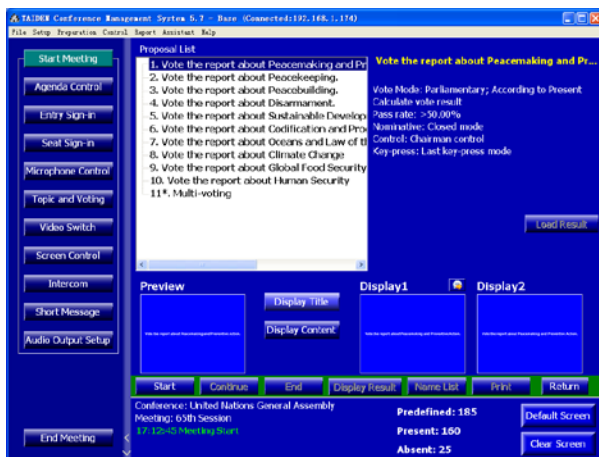
- **Seat arrangement** facility includes delegate seating and unit arrangement function modules
  - ♦ Delegate seating is used to assign seats for the delegates, e.g.:

## Ordering Information

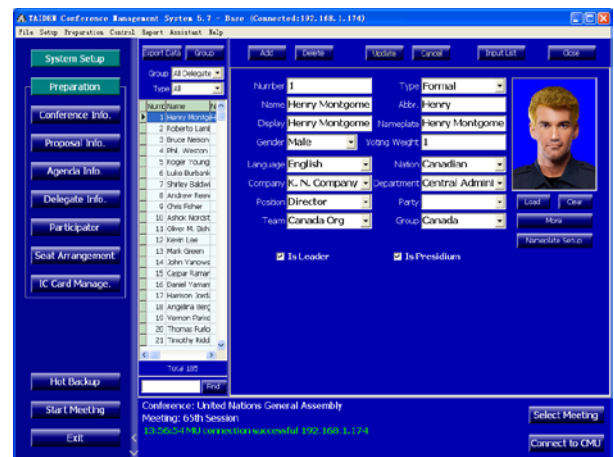
HCS-8213.....Microphone Management Software Module



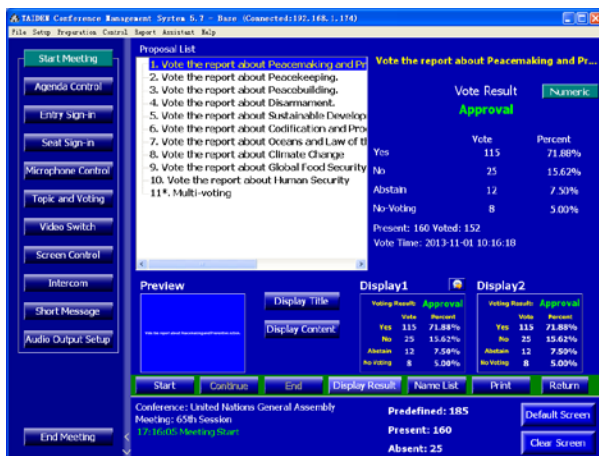
## HCS-8214 Voting Management Module



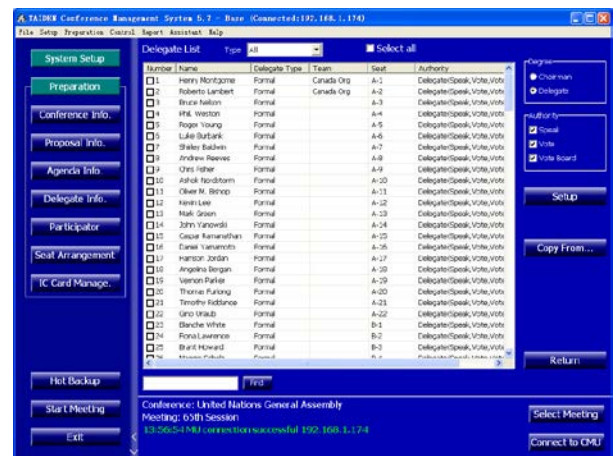
Topics and voting



Delegate information



Display voting result



Delegate authority



Unit arrangement

### Functions

Voting management, seat arrangement and delegate management sub modules.

#### ■ Voting management:

- ◆ Topics information management
  - Set up, save, add or delete topics file before the meeting
  - Open topics control interface and display topics content to large screen
  - Printout the topics list and information and distribute to delegates as meeting information
  - Multiple voting facilities available, suitable for various conferences, including:
    - ✧ For/Against
    - ✧ Parliamentary: YES/NO/ABSTAIN
    - ✧ Questionnaire: 1/2/3/4/5
    - ✧ Audience response: --/+/0/++
    - ✧ Parliamentary (NPPV): YES/NO/ABSTAIN/NPPV
    - ✧ Appraisal:
      - ✧ satisfied (four keys voting: perfectly satisfied/satisfied/basically satisfied/unsatisfied) (three keys voting: satisfied/basically satisfied/unsatisfied) (two keys voting: satisfied/unsatisfied)

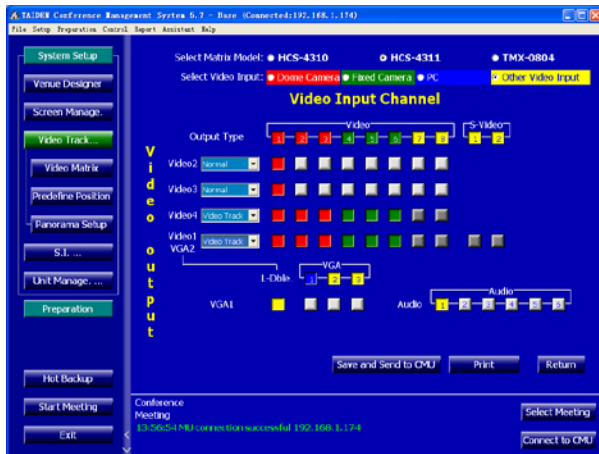
- ✧ Qualified (four/three/two keys voting)
  - ✧ Competent (four/three/two keys voting)
- Control modes: chairman control / operator control / time controlled voting
- Calculation: predefined or in relation to the participants attending the meeting in person
- Register mode: nominative/ballot
- Validity mode: first key press valid/last key press valid
- Pass rate: between 1% and 100%
- ◆ multi-proposal voting at one time
- ◆ Display voting result to large screen
- ◆ Clear and vivid voting result display modes (numeric/bar/pie)
- ◆ Print or save voting result
- ◆ Sign-in before the voting to improve the security and validity of voting result
- **Seat arrangement** facility includes delegate seating and unit arrangement function modules
  - ◆ Delegate seating is used to assign seats for the delegates, e.g.:
    - Assign a single seat for each delegate
    - Section seating, automatic seat assignment for a group of delegates, supports new assignment – in parts or entirely
    - Clear a single seat if required for a new assignment
  - ◆ Unit arrangement: assign the Congress Units to the corresponding positions based on the true delegate seating, current cabling and layout:
    - Unit arrangement, assign the Congress Units to the true delegate seating
    - Delete unit, reassign the units
    - Locate seat position by menu operation
    - Operate the arranged units to check the arrangement
- **Delegate management** includes three sub-modules: delegate information, participants and delegate authority
  - ◆ Delegate information: create and manage the delegate's database
    - Edit delegate information: number, type, name, voting weight, leader (yes or no), presidium (yes or no), etc. Supports individual picture in the database
    - Customer-specific options for above items
    - Supports customized delegate grouping
    - Fast search facility
    - Database updatable
  - ◆ Participants: select the delegates to participate in the conference from the database
    - List delegate information by group or by delegate type
    - Group adding function
  - ◆ Delegate authority:
    - Degree: chairman or delegate
    - Authority: speak, vote and vote board

---

### Ordering Information

HCS-8214 .....Voting Management Software Module (including delegate management, multiform voting, multi-proposal voting)

## HCS-8215 Video Control Module



Video matrix



Camera control

### Functions

Carries out automatic video tracking when cooperating with camera and video switch unit.

- Set up video matrix: set input/output channels for computer, camera and other video apparatus according to the connections between video equipment and video switch unit. The configuration can be sent to the Congress Main Unit for synchronization
- Video switch: switch among different input and output video signals according to the video matrix
- Camera preset: cooperating with microphone management module to set and adjust the camera preset for each seat/microphone and to transmit speaker's video picture simultaneously to a hall display
- Camera control: preset the panorama of the conference venue

### Ordering Information

HCS-8215.....Video Control Software Module

## HCS-8216 Simultaneous Interpretation Module



Interpretation channel setup



Interpreter booth status

### Ordering Information

HCS-8216.....Simultaneous Interpretation Software Module

### Functions

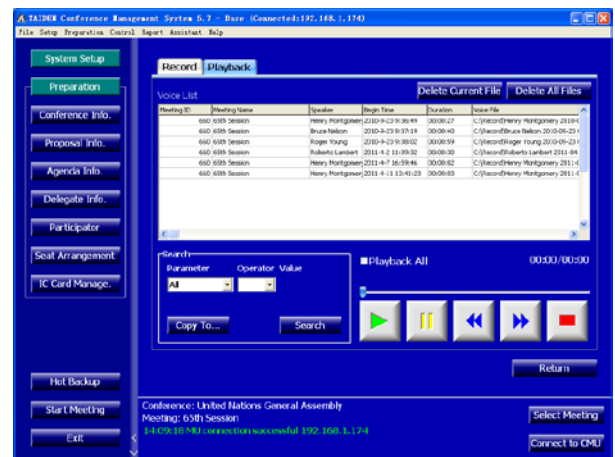
Set up the simultaneous interpretation channels, interpreter booth(s) and booth IC-Card:

- Simultaneous interpretation channel setup:
  - ◆ Set the channel number and language for each channel and save into the database
  - ◆ Set language and its abbreviation
  - ◆ Send the configuration to the Congress Main Unit for synchronization
  - ◆ Display Congress Main Unit configuration on the window
- Set up interpreter booth(s)
  - ◆ Set the number of interpreter booth, and save into database
  - ◆ Set the outgoing for channel A, B and C of each booth
  - ◆ Set the auto-relay booths for each interpreter booth
  - ◆ Assign the interpreter booth afresh after booths combination
  - ◆ Send configuration to the Congress Main Unit for synchronization
- Manage interpreter booth: synchronously control and communicate with the booth during the meeting
- Set up booth IC-Card: Booth use or do not use IC-Card, set IC-Card password and write IC-Card

## HCS-8218 Intercom Module



Intercom interface



Playback interface

### Functions

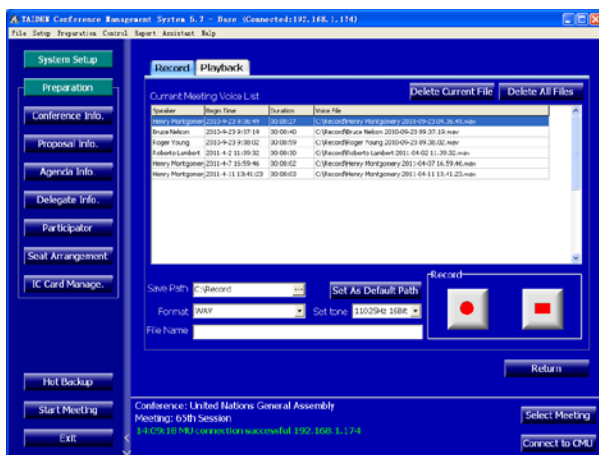
Provides bidirectional communication among the chairman, delegates, interpreters and operators:

- Multiplex communication session available
- Search facilities, fast locating of a delegate within the venue
- Easy to operate via control menu
- Communication session guided by the operator
- Enable remote operator
- Intercom only available for Congress Units equipped with LCD
- HCS-8338 and HCS-8348 series Paperless Multimedia Congress Terminal can initiate intercom without operator

### Ordering Information

HCS-8218 ..... Intercom Software Module

## HCS-8219 Synchronous Recording Module



Audio record interface

### Functions

Records speakers' audio information:

- Integrated into **TAIDEN** conference management application software, easy to operate
- Automatic recording:
  - ◆ Begin/end automatic recording according to microphone on/off
  - ◆ Set up record audio quality
  - ◆ Once microphone enabled, speaking delegate's voice is recorded in audio file (WAV or MP3 format)
  - ◆ Saved audio file available for copying, playback, etc.
- If automatic audio recording is not activated, operator manually starts/stops recording. Record file name display
- Audio playback:
  - ◆ Search facilities, search audio record file needed to playback quickly (by conference ID, speaker, begin time, continuous time, etc.)
  - ◆ "Playback All": recordings playback one by one
  - ◆ Recorded file playback, fast play, pause/stop, etc.
  - ◆ General file format saving: saved file playback by conventional media player
  - ◆ Delete any recorded file or all recorded files

### Ordering Information

HCS-8219 ..... Synchronous Audio Recording Management Software Module



## HCS-8221 Multi-User Console Module



The primary window of multi-user console

### Functions

If more than one operator is involved, a multi-user console is available for controlling speaking and voting, apart the system application software. A maximum of 5 multi-user consoles can be connected at the same time.

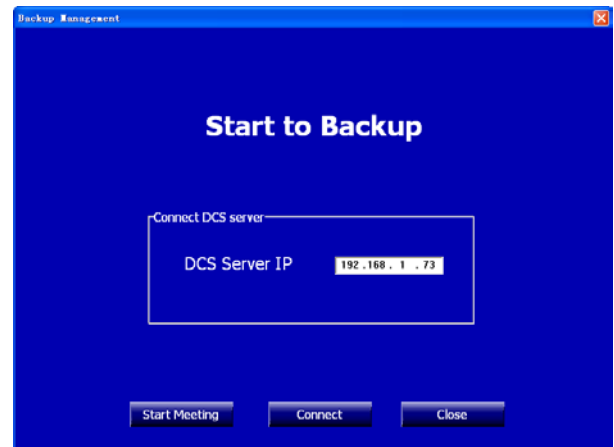
Basic conference control module:

- Microphone control
- Sign-in management
- Voting management
- Intercom
- Booth management
- Seat arrangement
- Proposal information
- Connect server
- Set up system parameters and download venue files from the server

### Ordering Information

HCS-8221 .....Multi-User Conference Control Software Module

## HCS-8222 Dual PC Server Hot Spare Module



Start to backup interface



Backing up interface

### Functions

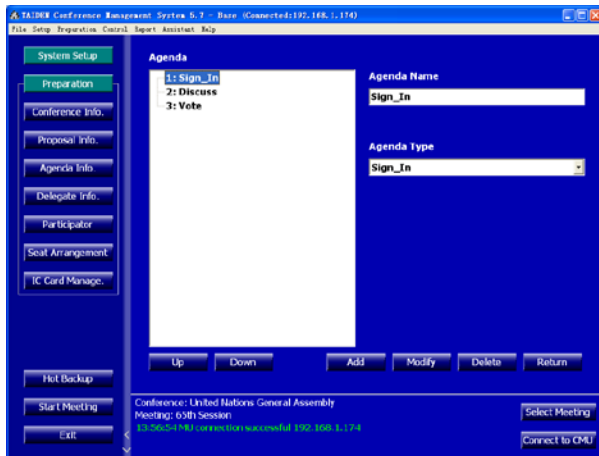
HCS-8300 dual PC server hot-spare is a disaster protective structure. If the main operating computer breaks down during a conference, the backup computer immediately substitutes the main computer and continues conference management.

After connection to main operating computer, the backup console application first starts an automatic backup (incl. database and conference related information). If there is any change in the database, the backup console application will update backup automatically.

### Ordering Information

HCS-8222.....Dual PC Server Hot Spare Software Module

## HCS-8223 Agenda Control Module



Agenda Information



Agenda control

### Functions

Agenda is a list of meeting activities in the order in which they are to be worked off. The agenda is prepared beforehand. It may include sign-in, voting and discussion. Agenda edit prepares all activities and their sequence to ensure convenience and a well arranged course of events.

Agenda Management module consists of agenda information management and agenda control sub modules.

- **Agenda information management:** edit agenda content and sequence
  - ◆ Includes agenda name, agenda type and activity
  - ◆ Sequence of each activity adjustable - user can add, modify, delete an activity
- **Agenda control:** control the meeting process according to the pre-defined agenda content and sequence
  - ◆ Select an agenda from the agenda list and execute it
  - ◆ List the status of each agenda
  - ◆ Agenda can be edited, added, modified, or deleted during the meeting

### Ordering Information

HCS-8223 .....Agenda Control Software Module

## HCS-8224 Speech Prompt Module



Speech prompt

### Functions

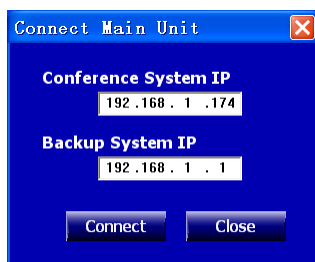
Speech Prompt Module is a displayed line-by-line reproduction of the speech to assist the speaker. The lecture unrolls smoothly and can be controlled manually or automatically.

- Manual control: unrolling sentence by sentence, operator can unroll the lecture by "Previous (Sentence)" or "Next (Sentence)"
- Automatic control: automatically unroll the lecture character by character, the scrolling rate can be set

### Ordering Information

HCS-8224 .....Speech Prompt Software Module  
(independent from DCS software, run by PC)

## HCS-8225 Dual System Main Unit Hot Spare Module



Connect to CMU

---

### Functions

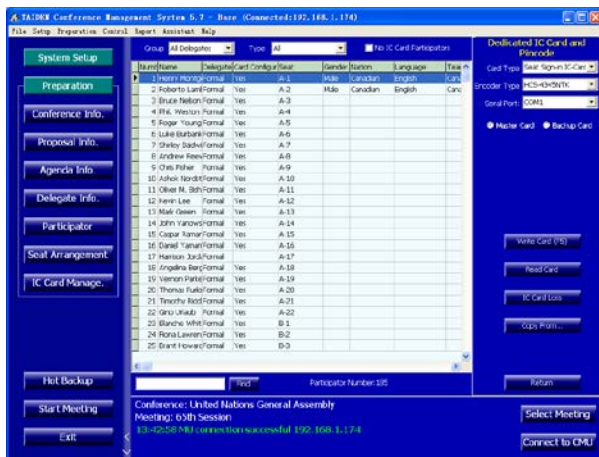
HCS-8300 dual main unit hot spare is a disaster protective structure. Besides the Congress Main Unit, user can set another Congress Main Unit as backup Congress Main Unit and connect it to the system. If the Congress Main Unit breaks down during the conference, the backup Congress Main Unit substitutes the Congress Main Unit and system software will connect to backup Congress Main Unit automatically, ensuring consistency of the conference.

---

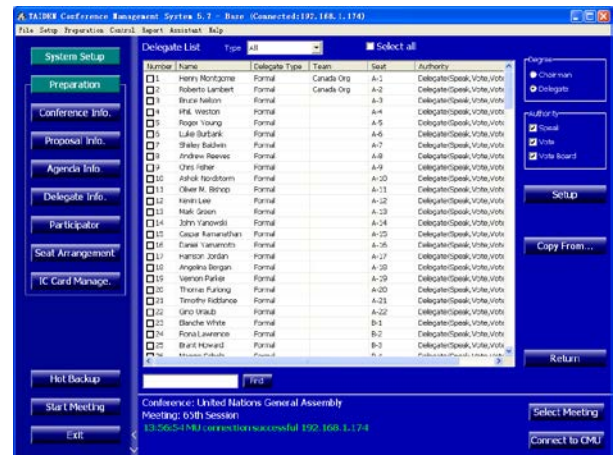
### Ordering Information

HCS-8225.....Dual System Main Unit Hot Spare Software Module

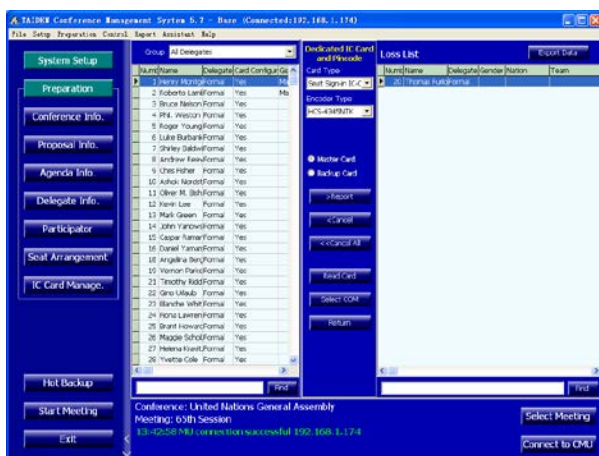
## HCS-8226 Touched/Contactless IC-Card Sign-in Management Module



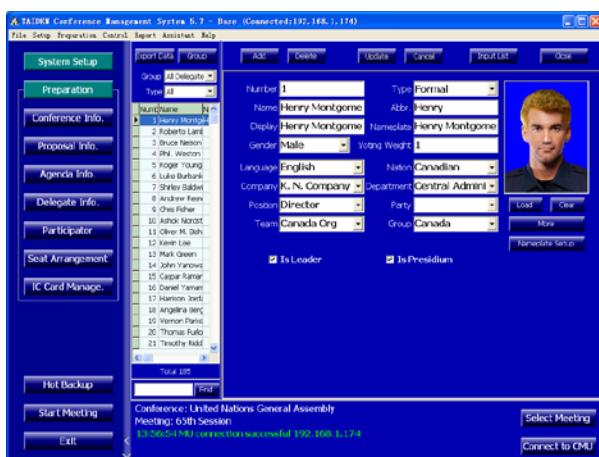
IC-Card distribution



Delegate authority



IC-Card loss



Delegate information

### Functions

#### IC-Card distribution, IC-Card loss, IC-Card take back and delegate management sub modules

- **IC-Card distribution:**
  - ♦ The IC-Card contains conference number, participant's number, identity, rights, etc.
  - ♦ Card authentication restricted to one conference facility. New authentication subject to IC-Card rewriting
  - ♦ Write IC-Card before IC-Card distribution
- **IC-Card loss:** report card loss. Cards counted for lost cannot carry out conference sign-in
- **IC-Card take back:** when the conference is over, the cards used during the conference can be taken back, erased and rewritten for next use
- **Delegate management** includes three sub-modules: delegate information, participants and delegate authority
  - ♦ **Delegate information:** create and manage the delegate's database
    - Edit delegate information: number, type, name, voting weight, leader (yes or no), presidium (yes or no), etc. Supports individual picture in the database
    - Customer-specific options for above items
    - Supports customized delegate grouping
    - Fast search facility
    - Database updatable
  - ♦ **Participants:** select the delegates to participate in the conference from the database
    - List delegate information by group or by delegate type
    - Group adding function
  - ♦ **Delegate authority:**
    - Degree: chairman or delegate
    - Authority: speak, vote and vote board

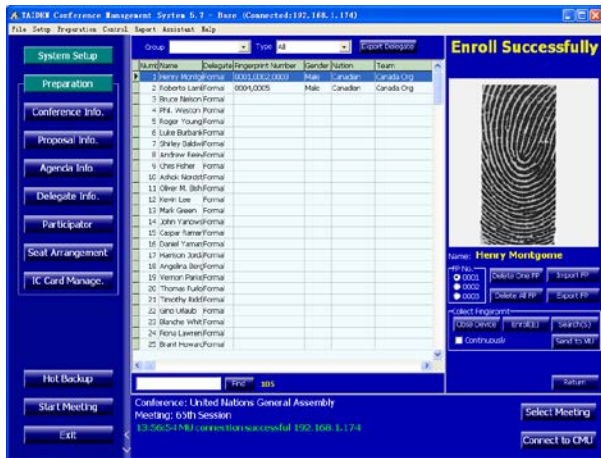
### Ordering Information

HCS-8226.....Touched/Contactless IC-Card Sign-in Management Software Module



# HCS-8229 Fingerprint Management Software Module

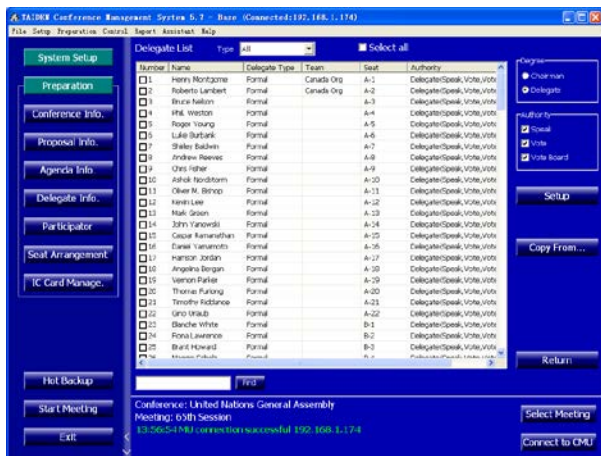
## Identification



Fingerprint management



Delegate information



Delegate authority

## Functions

Fingerprint management and delegate management sub modules

### ■ Fingerprint management:

- ◆ Enroll fingerprint and the fingerprint data will be numbered automatically by the system
- ◆ Search fingerprint and the result is listed with matching score
- ◆ Delete fingerprint before meeting started
- ◆ Import/export fingerprint data from/to file before meeting started

### ■ Delegate management includes three sub-modules: delegate information, participants and delegate authority

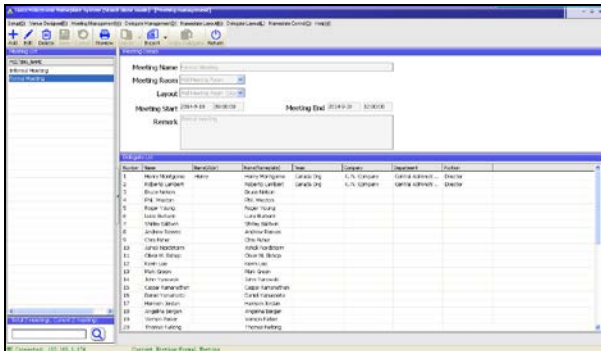
- ◆ Delegate information: create and manage the delegate's database
  - Edit delegate information: number, type, name, voting weight, leader (yes or no), presidium (yes or no), etc. Supports individual picture in the database
  - Users can customize the options in the above items
  - Customer-specific options for above items
  - Supports customized delegate grouping
  - Fast search facility
  - Database updatable
- ◆ Participants: select the delegates to participate in the conference from the database
  - List delegate information by group or by delegate type
  - Group adding function
- ◆ Delegate authority:
  - Degree: chairman or delegate
  - Authority: speak, vote and vote board

## Ordering Information

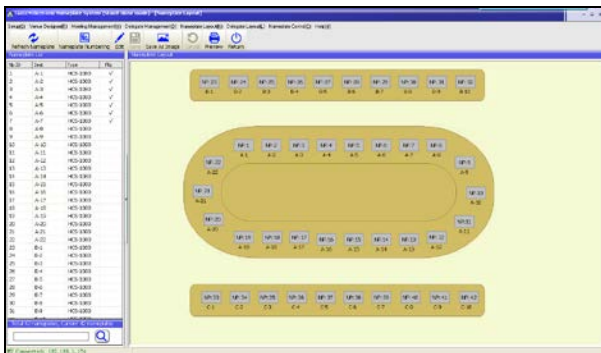
HCS-8229.....Fingerprint Identification Management Software Module



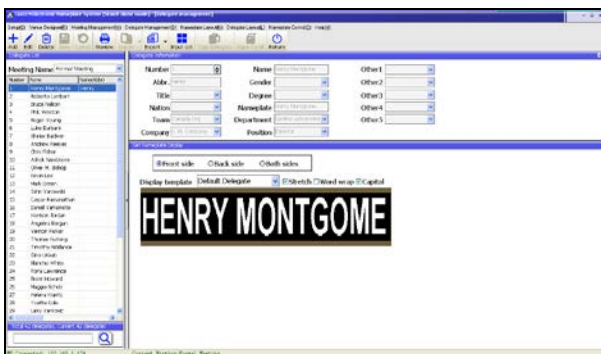
# HCS-8231 Electronic Nameplate Management Software Module (for HCS-1080, HCS-8338-NP and HCS-8348-NP)



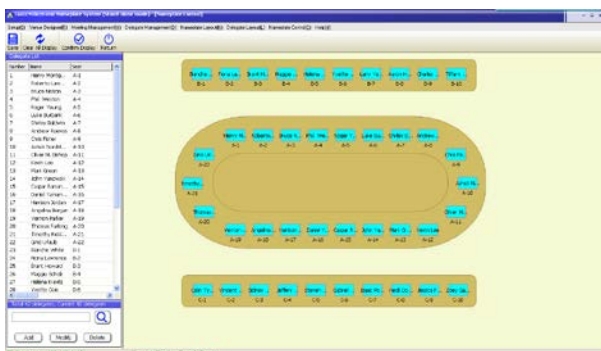
Meeting Management



Nameplate Layout



Delegate Management



Nameplate Control

## Functions

TAIDEN electronic nameplate system works together with TAIDEN E-ink nameplate to realize soft, flicker-free, glare-free and power saving electronic nameplate function. It has two work modes: Stand-alone mode and DCS access mode.

### ■ Stand-alone mode

- ◆ Setup: supports role management, user management, connect to MU, receive meeting file, default nameplate setting, search 1080T, etc.;
- ◆ Venue Designer: venue designer is the reproduction of the actual layout of the room venue; and supports several room layouts designed for one meeting room.
- ◆ Meeting Management: add/edit meeting information and edit delegate information;
- ◆ Delegate Management: create and manage the delegate's database; set up display effect for delegate screen;
- ◆ Nameplate Layout: assign the nameplate to the corresponding positions based on the true seating layout
- ◆ Delegate Layout: assign delegate to the corresponding positions based on the true seating layout
- ◆ Nameplate Control: includes save layout data, clear all display, confirm display, edit delegate information, etc. If the seating was rearranged or delegate information was changed during the meeting, the nameplate will automatically refresh after confirming display

■ DCS access mode: gets meeting database from DCS server; supports download room file, default nameplate setting, search 1080T, etc. Nameplate Layout and Display Control can be operated conveniently

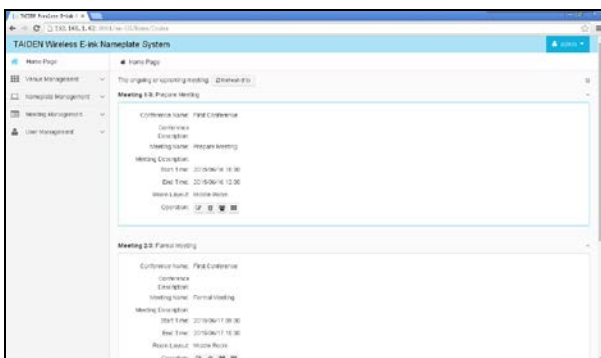
## Ordering Information

HCS-8231.....Electronic Nameplate Management Software Module (for HCS-1080, HCS-8338-NP and HCS-8348-NP)

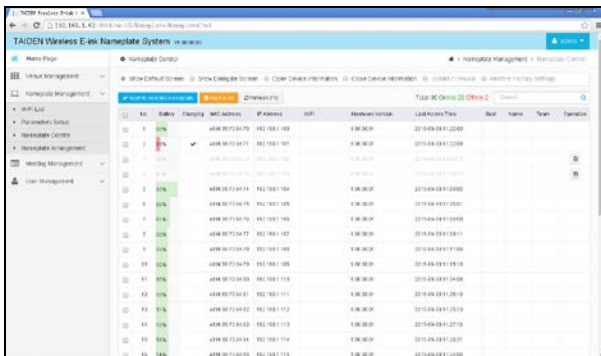
## HCS-8232 Electronic Nameplate Management Software Module (for HCS-1081)



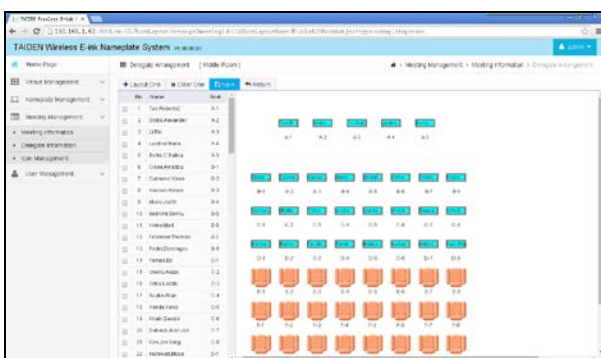
Login



Home Page



Nameplate Control



Delegate Arrangement

### Functions

TAIDEN wireless E-ink nameplate system is an electronic nameplate control and management platform based on WiFi network, cooperating with TAIDEN HCS-1081 wireless E-ink nameplate. After configure the wireless E-ink nameplate system on the server, users can control the system through any computer which can access the server. The system is deployed on the server, 7x24 running. Users can log in remotely, build meetings, participants, and arrangement information. The nameplate system will automatically detect the schedule, automatically power on and refresh the nameplates according to the schedule.

#### ■ Venue Management

- ◆ Venue Designer: venue designer is the reproduction of the actual layout of the room venue;
- ◆ Layout Management: check and manage room layout;

#### ■ Nameplate Management

- ◆ WiFi List: add and manage WiFi information;
- ◆ Parameters Setup: supports default screen setup, power saving setup and update firmware file;
- ◆ Nameplate Control: control nameplate display, update firmware and check nameplate information includes battery, charging, IP address, WiFi, seat, etc.;
- ◆ Nameplate Arrangement: assign the nameplate to the corresponding positions based on the true seating layout;

#### ■ Meeting Management

- ◆ Meeting Information: add/edit conference and meeting information; add/edit participants for each meeting and arrange delegates to seats;
- ◆ Delegate Information: create and manage the delegate's database; set up display effect for delegate screen
- ◆ Icon Management: upload and manage icon file in order to add icon in nameplate screen display;

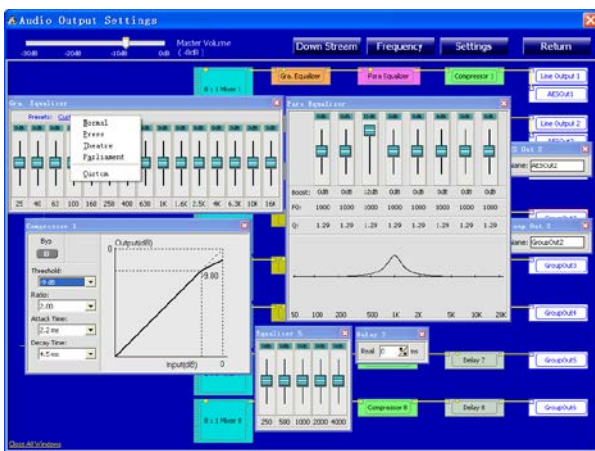
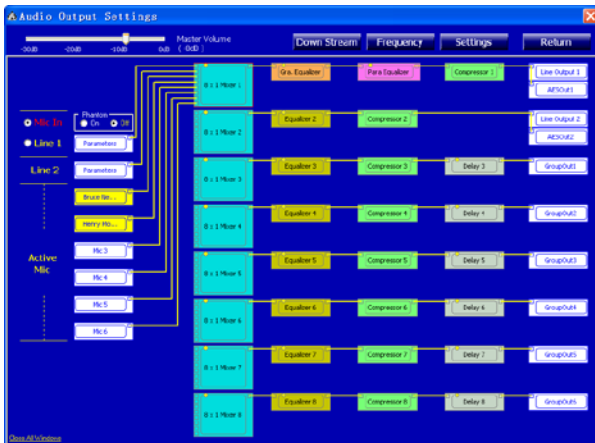
#### ■ User Management

- ◆ User Information: create/delete a user, change user password and role;
- ◆ Role Information: create/delete a role, change role rights.

### Ordering Information

HCS-8232.....Electronic Nameplate Management Software Module (for HCS-1081)

## HCS-8238 CongressMatrix Software Module



CongressMatrix Software Interface

### Functions

HCS-8300 Series New Generation Paperless Multimedia Congress System based on TAIDEN originated CongressMatrix™ technology, embedding an nx8 audio matrix processor (n is the number of microphones connected in the system) in the Congress Main Unit which enables connection to a multi channel independent PA system (up to 8 channels).

- 8 discrete audio outputs, including:
  - ♦ Line 1 output: 15 band graphical EQ + 8 band parameterized EQ + DRC (dynamic range compressor)
  - ♦ Line 2 output: 5 band graphical EQ + DRC (dynamic range compressor)
  - ♦ Group output 1~6: 5 band graphical EQ + DRC (dynamic range compressor) + time delay (Maximum delay time for 32 kHz sampling rate is 1.5 s, maximum delay time for 48 kHz sampling rate is 1 s.)
- Connectable to a multi channel independent PA system (up to 8 channels). Each channel is supplied with its proper audio signal. The audio signal of each microphone can be routed to any speaker at any ratio, thus "N-1" function can be realized easily: (when the microphone in one area is turned on, its audio signal is only routed to all areas except to its own) avoiding acoustic feedback (howl) when audio transmission gain is increased

- 8 channels group output function
- Recording by group function
- Gain and EQ (5 band) of each microphone adjustable separately, fitting the individual orator's voice to achieve perfect speech pickup any time
- Integrated high-pass filter (low-cut switch) to cut low frequency elements from the audio when needed
- Displays audio signal spectrum to determine howling frequency which can be suppressed by adjusting EQ parameters
- 2 audio line in (analog, digital, Dante) or 1 audio line in (analog, Dante) + 1 microphone input, gain and EQ for each input adjustable separately. +24 V phantom power supply at microphone input, condenser microphone can be connected directly
- Connectable to multi channel audio input or output devices for versatile expansion of the system

### Ordering Information

HCS-8238.....CongressMatrix Software Module

## HCS-8239 Congress Service Management Software Module



Congress Service

### Functions

The HCS-8338 and HCS-8348 series Paperless Multimedia Terminals have a service request function. The participants can call for a service from the Paperless Multimedia Terminals, the participant's name, seat and service type will be displayed on operator's monitor.

### Ordering Information

HCS-8239.....Congress Service Management Software Module



## HCS-8240 Video Service Software Module



Video Service

### Functions

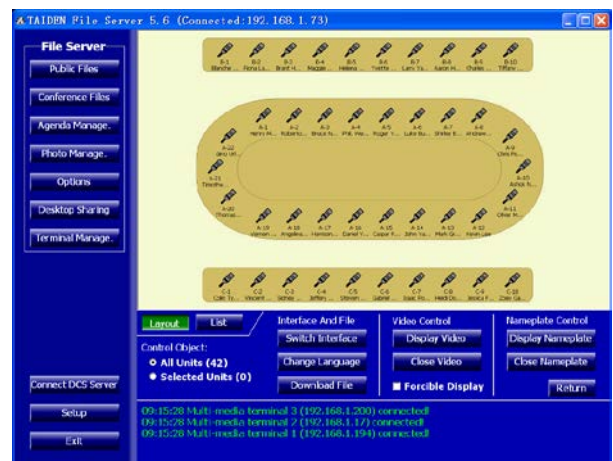
Cooperating with HCS-8338 and HCS-8348 series Paperless Multimedia Congress Terminal, video service module can realize video display, multiple channel VOD (up to 10 channels) and broadcasting, display the camera video of designated Congress Terminal, monitoring desktop sharing, includes:

- Encoder:
  - ◆ Multiple channel video broadcasting: through video encoder and video server, various video sources (such as high-definition camera, cable TV, video, etc.) can be broadcasted in high-definition synchronously to all Congress Terminals
  - ◆ Multiple channel VOD (up to 10 channels)
  - ◆ Video display function:
    - The large hall screen video can be displayed on the Paperless Multimedia Congress Terminals through video encoder and video server
    - Advertising videos can be published on video server and watched on Paperless Multimedia Congress Terminals
- Camera: the camera video of designated Congress Terminal can be displayed on monitor; in video tracking mode, when the delegate turns on his/her microphone, the camera video of his/her Congress Terminal will be displayed on monitor automatically
- Desktop sharing: the operator can easily monitor and control desktop sharing.

### Ordering Information

HCS-8240.....Video Service Software Module

## HCS-8241 File Management Software Module



File Management

### Functions

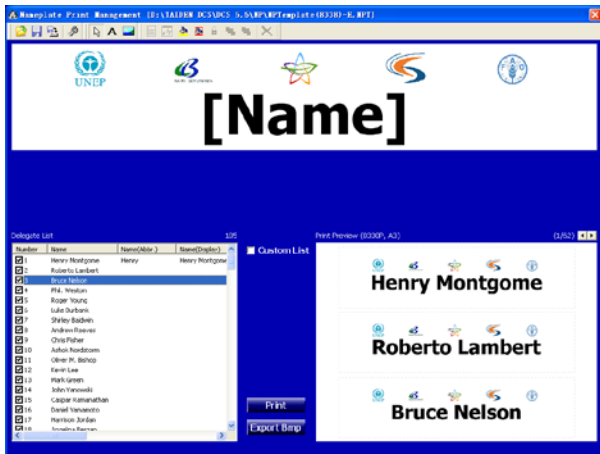
Cooperating with HCS-8338 and HCS-8348 series Paperless Multimedia Congress Terminal, the file management module can realize conference file management, agenda management, photo management, multimedia terminal authority configuration, and multimedia terminal management.

- Public files management: upload, download, delete files from file server to batch or single designated Congress Terminals, or upload, download files from Paperless Multimedia Congress Terminal; file access authority control; file archive
- Conference file management: export photos and room files
- Agenda management: edit and distribute meeting agenda to Paperless Multimedia Congress Terminals
- Photo management: view and edit photos taken when voting
- Options: set up authority for Paperless Multimedia Congress Terminals
- Desktop sharing: desktop sharing control
- Multimedia terminal management: including terminal desktop and file control, video control and nameplate control

### Ordering Information

HCS-8241.....File Management Software Module

## HCS-8242 Nameplate Design Software Module



Nameplate Print Management

### Functions

The software module to design the congress nameplate supports the nameplate designing and printing for Paperless Multimedia Congress Terminals.

- Fast, environment-friendly and non-glaring nameplate system
- Informative and illustrated
- Automatic generation of the nameplate files once the session database completed, nameplates ready for use immediately after printing
- Printable by normal printer
- For HCS-8338, HCS-8348, HCS-8335 and HCS-8336 series Multimedia Congress Terminal

### Ordering Information

HCS-8242.....Congress Nameplate Design Software Module

## HCS-8243 Digital HD Video Recording Management Software Module



Preview interface

### Functions

Digital HD Video Recording Management Software Module works on dual-core processor/4G or higher/Discrete graphic card/1440×900 (better)/DirectX 9.0 or higher Running Environment. With HCS-8130M series Professional Audio & Video Recorders can realize functions of video preview, video and record playback, meeting and management download, etc.

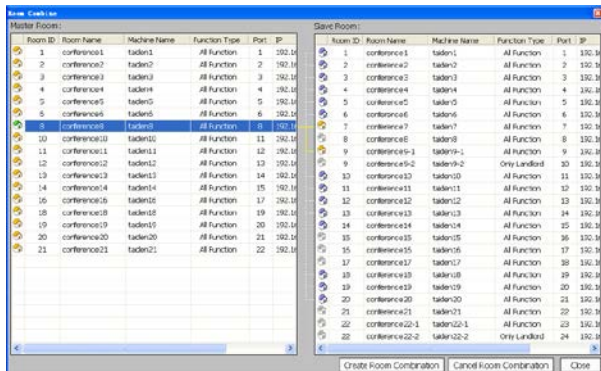
- **Preview, Playback, Download, Meeting and Management**
- **Includes screen layout, preview, video record, meeting record playback, information management and meeting download:**
  - ◆ Screen layout: layout of multi sub screen, 4,6,8 or 9 sub screens
  - ◆ Preview
  - ◆ Record: record meeting video manually; if having connected to DCS, record starts when meeting starts
  - ◆ Playback: files playback, must connect corresponding DVR
    - Playback video channel optional, playback all channels or any channel
    - Video display adjustable, 4:3 or 16:9
    - Support play/lull, stop, quick play and slow play
    - Support search by meeting, room or time, etc.
  - ◆ Information management: set up the connection of conference devices and synchronize meeting information from DVR to PC
  - ◆ Download: download video and audio files
    - Select the partition time(10min, 30min, 60min, 90min or 120min) as stated capacity to partition the file into some sections to save
    - Download type optional, includes speak information, SI information and proposal information
    - User defined information by time, defined a new event from the selected conference by setting up the start time and end time

### Ordering Information

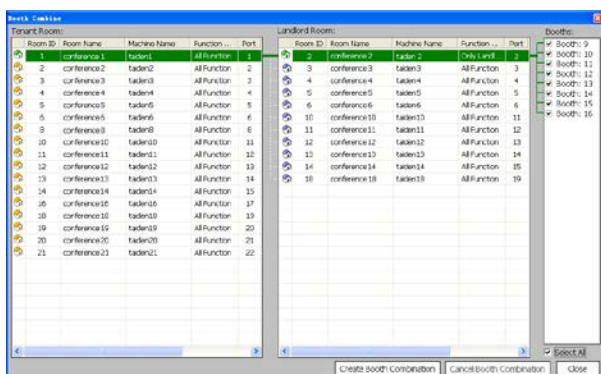
HCS-8243.....Digital HD Video Recording Management Software Module



## HCS-8244 Rooms & Booths Combine Control Software Module



Room combination



Booth combination

### Functions

Cooperating with the HCS-8300MX/FS Booth Combiner and the HCS-8302MX/FS General Controller For Booth Combiners. Rooms & Booths Combine Control Software can realize conference rooms combination and booth sharing, cable connections do not need to be changed, includes:

- Room combination: select master room and slave room to realize room combination
- Booth combination: select tenant room and landlord room to realize booth combination
- Device and setting
  - Devices list: add/search/delete devices in the system
  - Port setting: view and set port information include fiber port, connect type, function type, room ID, etc.
  - Assets search: search device information of HCS-8300MX/FS and HCS-8302MX/FS
- User and help
  - User management: create/delete a user
  - Help: open help document
- Abnormal information
  - Inconformity of the working mode
  - Short-circuit protection

### Ordering Information

HCS-8244.....Rooms & Booths Combine Control Software Module